
ReadSpeaker for Canvas: Faculty Email, 22 January 2025

ReadSpeaker for Canvas: Faculty Email

In our continued work to improve student learning, we have added ReadSpeaker, text-to-speech technology, to our Canvas Learning Management System. The ReadSpeaker Suite of Learning Tools increases efficacy. It extends the reach of online content by instantly creating an audio version of the content in line with the [Universal Design for Learning](#) concepts.

By letting all your students know about this tool, you may be able to:

- Improve course outcomes
- Increase retention and success
- Provide a bimodal learning option


Not only students with reading and learning difficulties can benefit, but any student can benefit! With the ReadSpeaker Suite of Learning Tools, you can customize your interaction with your learning to your learning style preference.

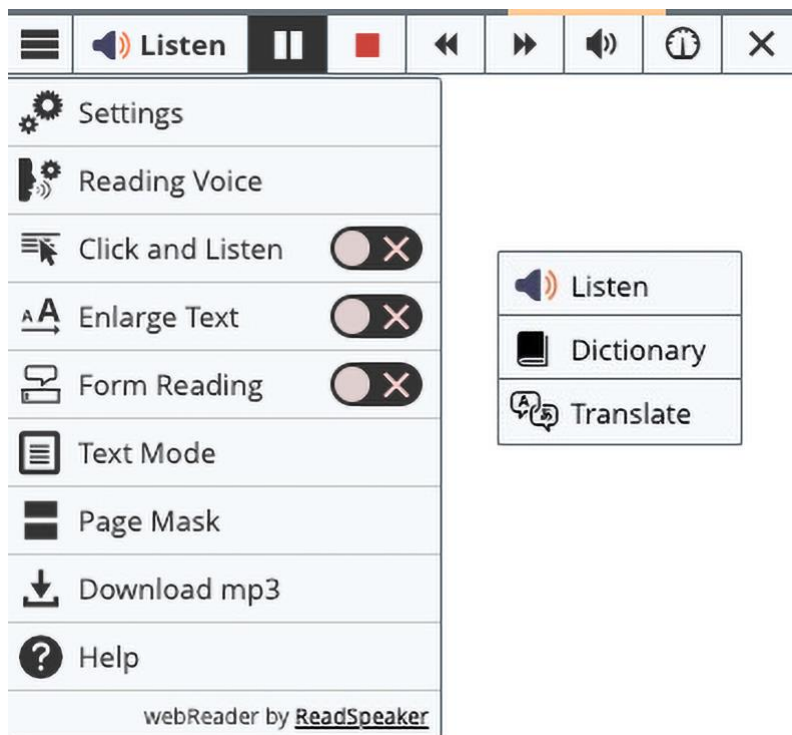
Let your students know about this exciting new technology, and let us know what your students say about having the technology available! Here is a syllabus/addendum insert that you may choose to use:

Syllabus/Addendum Insert

Take advantage of the ReadSpeaker Listen Button to enhance your understanding and comprehension of the materials posted. When you enable the button, the materials in our online classroom have a Listen Button for you to have the text highlighted and read to you. Listening to text read aloud is shown to improve your reading comprehension.


ReadSpeaker webReader

- Click on the ReadSpeaker webReader activation tab, which is located on the left side of the screen. 
- This activates the ReadSpeaker webReader, and you can position it where you want it on your page.



- You can change the reading speed and text highlighting colors, download the MP3 file, click on a paragraph to be read, enlarge the text, create a text mode view of the text, use a page mask, translate a word or phrase, look up a word in the dictionary, and more. Many of these tools can help distracted readers stay on track. The help file has information about webReader. Keyboard shortcuts can be found in Settings and customized to your preferences.

ReadSpeaker docReader

- Click the docReader icon, a sheet of paper with a speaker .
- This activates the ReadSpeaker docReader.

Embedded Link

<https://www.readspeaker.com/blog/universal-design-for-learning/Brighsta>