

ReadSpeaker for Blackboard Original: Faculty Email

In our ongoing effort to enhance student learning, we have integrated ReadSpeaker, a text-to-speech technology, into our Blackboard Learning Management System. The ReadSpeaker Suite of Learning Tools increases efficacy. It extends the reach of online content by instantly creating an audio version of the content, aligning with the [Universal Design for Learning](#) concepts.

By letting all your students know about this tool, you may be able to:

- Improve course outcomes
- Increase retention and success
- Provide a bimodal learning option

Not only can students with reading and learning difficulties benefit, but any student can benefit from this approach. With the ReadSpeaker Suite of Learning Tools, you can customize your interaction with learning to suit your learning style preferences.


Let your students know about this exciting new technology, and please let us know what your students think about having the technology available. Here is a syllabus/addendum insert that you may choose to use:

Syllabus/Addendum Insert


Utilize ReadSpeaker tools to enhance your understanding and comprehension of the posted materials. The materials in our online classroom include a Listen Button that allows you to have the text highlighted and read aloud to you. Listening to text read aloud is shown to improve your reading comprehension.

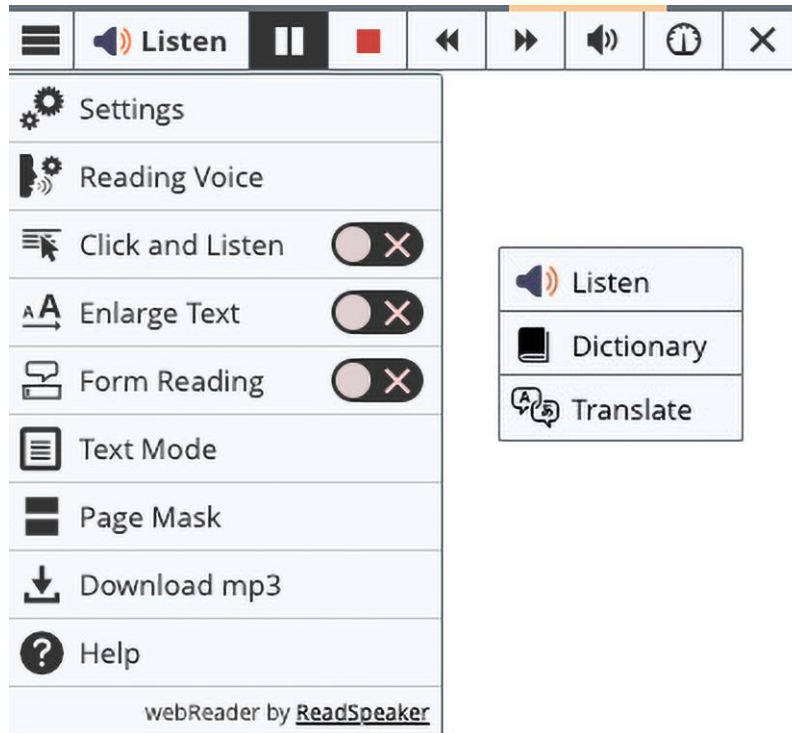
Office product files, ePubs, and PDFs can be opened in Content using the ReadSpeaker docReader.

ReadSpeaker docReader

- Click the docReader icon, which is a sheet of paper with a speaker .
- This activates the ReadSpeaker docReader.

ReadSpeaker webReader

- Click on the ReadSpeaker webReader activation tab, located on the left side of the screen. .
- This activates the ReadSpeaker webReader, and you can position it where you want it on your page.
- You can change the reading speed and text highlighting colors, download the MP3 file, click on a paragraph to be read, enlarge the text, create a text mode view of the text, use a page mask, translate a word or phrase, look up a word in the dictionary, and more. Many of these tools can help readers stay focused and on track. The help file has information about webReader. Keyboard shortcuts can be found in Settings and customized to your preferences.
- The ReadSpeaker webReader is shown on the next page.



Embedded Link

<https://www.readspeaker.com/blog/universal-design-for-learning/>