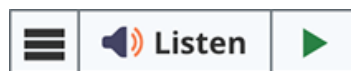
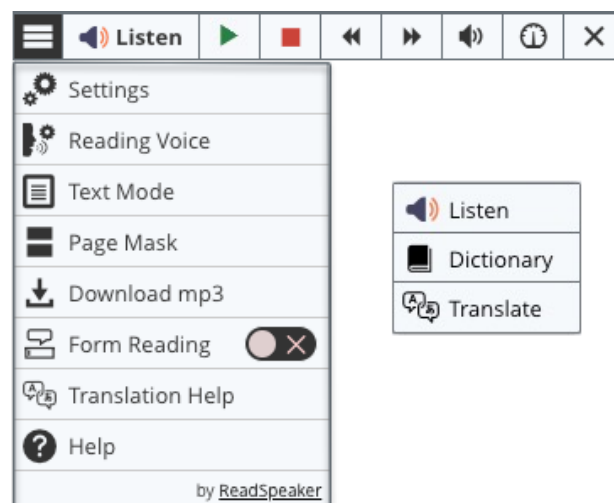

ReadSpeaker for Blackboard Learn Ultra: Accessing webReader and docReader, 2 September 2024

ReadSpeaker for Blackboard Learn Ultra: Accessing webReader and docReader

The Listen Button




Clicking on the Listen button activates a tool called webReader. When you click on it, it will read the text on the page. You can adjust the reading speed, change the highlighting colors, enlarge the text, use a page mask, download to MP3 for offline listening, and more! Here is what it looks like expanded:



What do I do when I don't have a listen button, and it is a file?

If it is a file (MS Word, PowerPoint, Excel, ePub, PDF, etc.), click the “Open documents with docReader” on the top left of the screen. You will then see a side panel on the right with the document name. Click on the document name in the side panel to reload the document into a readable interface. It has many of the tools that webReader has. Here is what the two items look like:



Expanded ReadSpeaker docReader

