
ReadSpeaker for Blackboard Ultra: Faculty Email, 25 March 2026

ReadSpeaker for Blackboard Ultra: Faculty Email

In our ongoing effort to enhance student learning, we have integrated ReadSpeaker, a text-to-speech technology, into our Blackboard Learning Management System. The ReadSpeaker Suite of Learning Tools increases efficacy. It extends the reach of online content by instantly creating an audio version of the content, aligning with the [Universal Design for Learning](#) concepts.

By letting all your students know about this tool, you may be able to:

- Improve course outcomes
- Increase retention and success
- Provide a bimodal learning option

Not only can students with reading and learning difficulties benefit, but any student can benefit from this approach. With the ReadSpeaker Suite of Learning Tools, you can customize your interaction with learning to suit your learning style preferences.

Let your students know about this exciting new technology, and please let us know what your students think about having the technology available. Here is a syllabus/addendum insert that you may choose to use:

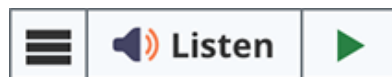
Syllabus/Addendum Insert

Utilize ReadSpeaker tools to enhance your understanding and comprehension of the posted materials. The materials in our online classroom include a Listen Button that allows you to have the paragraph highlighted and read aloud to you. Listening to text read aloud is shown to improve your reading comprehension.

Office product files, ePubs, and PDFs can be opened in Content using the ReadSpeaker docReader.

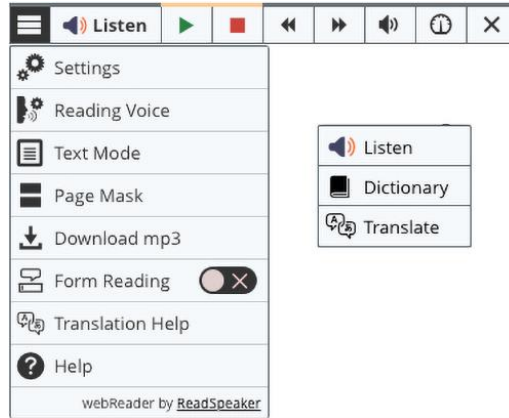
ReadSpeaker webReader

- Click on the "Listen" button located at the top of most tools, such as Content, Assignments, and each quiz question.



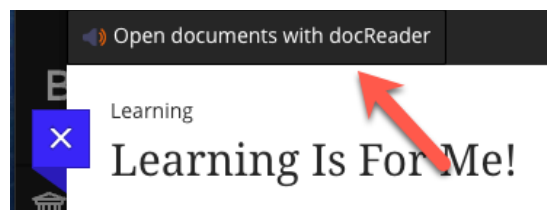
- The page will be read to you. You can also highlight a part of the page and then click on listen.
- You can change the reading speed and paragraph highlighting color, download the MP3 file, click on a section to be read, enlarge the text, create a text mode view of the text, use a page mask, translate a word or phrase, look up a word in the dictionary, and more. Many of these tools can help readers stay focused and on track. The help file has information about webReader. Keyboard shortcuts can be found in Settings and customized to your preferences.
- The ReadSpeaker webReader is shown on the next page.

ReadSpeaker webReader expanded

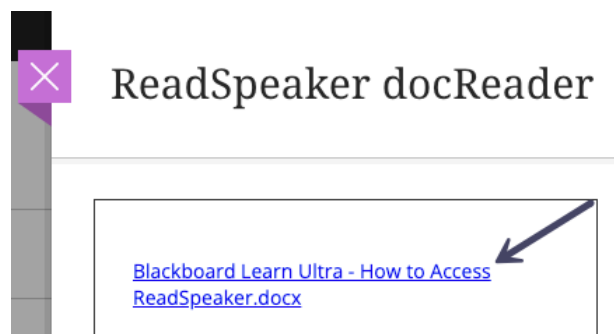


ReadSpeaker docReader

- Click the “Open documents with docReader” button found on the top left-hand side of the screen. The image is shown below.



- Next, click on the name of the document in the right-hand side panel. The image is shown below.



- This activates the ReadSpeaker docReader.
- The document is then launched in the docReader interface.

ReadSpeaker docReader expanded



Embedded Link

<https://www.readspeaker.com/blog/universal-design-for-learning/>