
ReadSpeaker for Blackboard Learn Ultra: Faculty Email, 2 September 2024

ReadSpeaker for Blackboard Learn Ultra: Faculty Email

In our continued work to improve student learning, we have added ReadSpeaker, text-to-speech technology, to our Blackboard Learning Management System. The ReadSpeaker Suite of Learning Tools increases efficacy. It extends the reach of online content by instantly creating an audio version of the content in line with the [Universal Design for Learning](#) concepts.

By letting all your students know about this tool, you may be able to:

- Improve course outcomes
- Increase retention and success
- Provide a bimodal learning option

Not only students with reading and learning difficulties can benefit, but any student can benefit! With the ReadSpeaker Suite of Learning Tools, you can customize your interaction with your learning to your learning style preference.

Let your students know about this exciting new technology, and let us know what your students say about having the technology available! Here is a syllabus/addendum insert that you may choose to use:

Syllabus/Addendum Insert

Take advantage of the ReadSpeaker Listen Button to enhance your understanding and comprehension of the materials posted. When you enable the button, the materials in our online classroom have a Listen Button for you to have the paragraph highlighted and read to you. Listening to text read aloud is shown to improve your reading comprehension.

Office product files, epub, and PDFs can be opened in Content using the ReadSpeaker docReader.

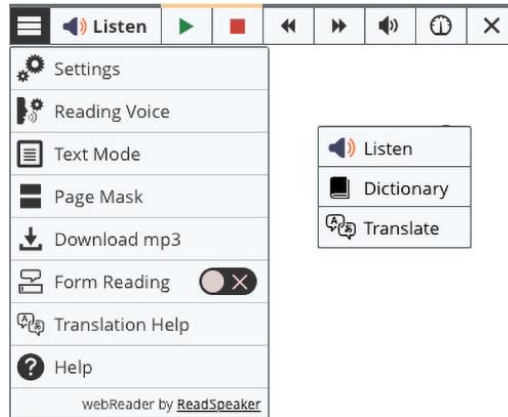
ReadSpeaker webReader

- Click on the Listen button located at the top of most tools – Content, Assignments, each quiz question, etc.



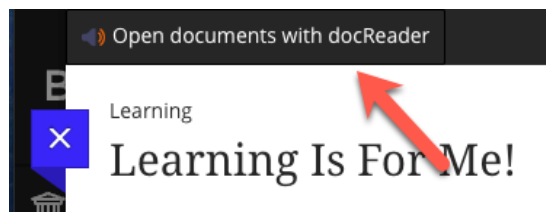
- The page will be read to you. You can also highlight a part of the page and then click on listen.
- You can change the reading speed and paragraph highlighting color, download the MP3 file, click on a paragraph to be read, enlarge the text, create a text mode view of the text, use a page mask, translate a word or phrase, look up a word in the dictionary, and more. Many of these tools can help distracted readers stay on track. The help file has information about webReader. Keyboard shortcuts can be found in Settings and customized to your preferences.
- The ReadSpeaker webReader is shown on the next page.

ReadSpeaker webReader expanded

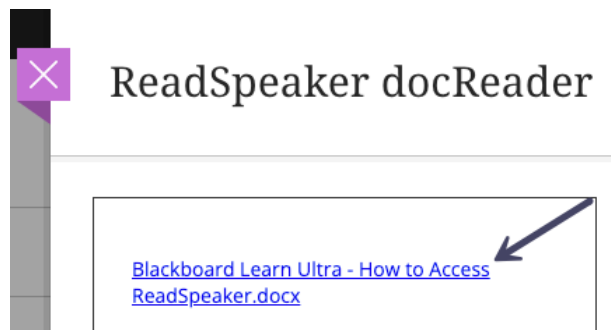


ReadSpeaker docReader

- Click the “Open documents with docReader” button found on the top left-hand side of the screen. The image is shown below.



- Next, click on the name of the document in the right-hand side panel. The image is shown below.



- This activates the ReadSpeaker docReader.
- The document is then launched in the docReader interface.

ReadSpeaker docReader expanded



Embedded Link

<https://www.readspeaker.com/blog/universal-design-for-learning/>